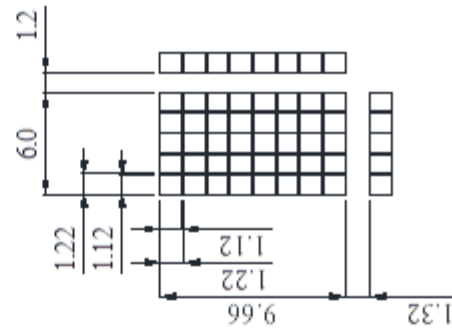
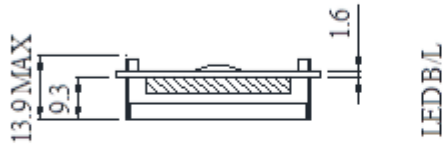
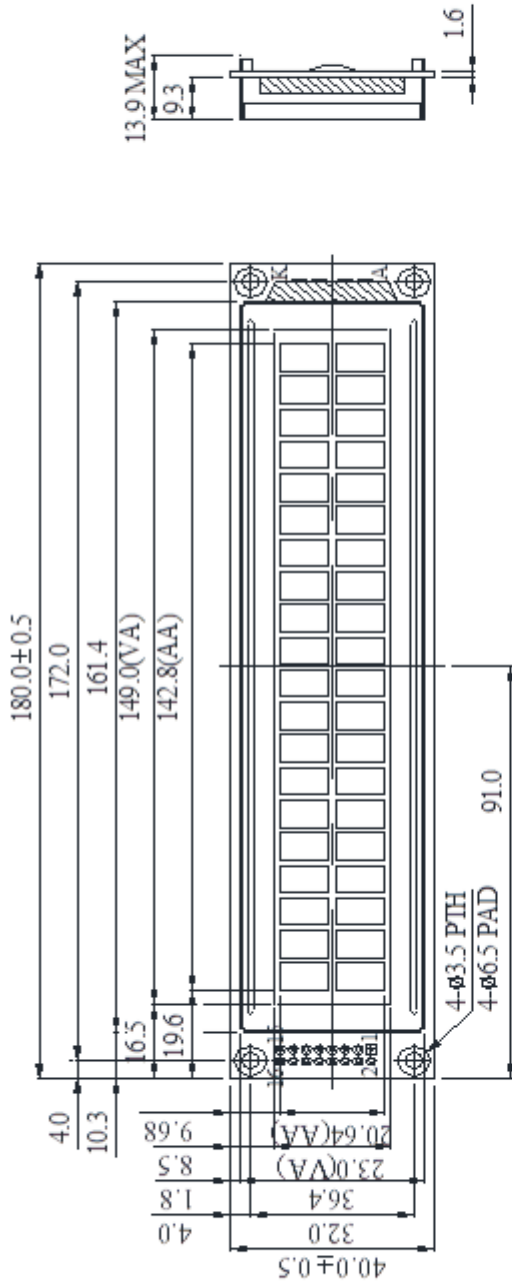
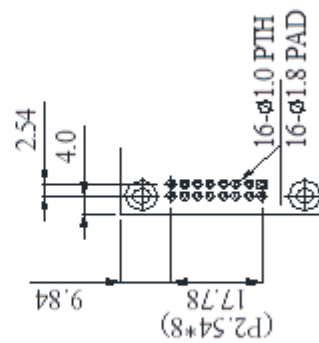


Outline Drawing

PIN NO.	SYMBOL
1	V _{SS}
2	V _{DD}
3	V _O
4	RS
5	R \bar{W}
6	E
7	DB0
8	DB1
9	DB2
10	DB3
11	DB4
12	DB5
13	DB6
14	DB7
15	A
16	K


 DOT SIZE
 SCALE 2.5/1


PIN DETAIL

The non-specified tolerance of dimension is ±0.3mm.