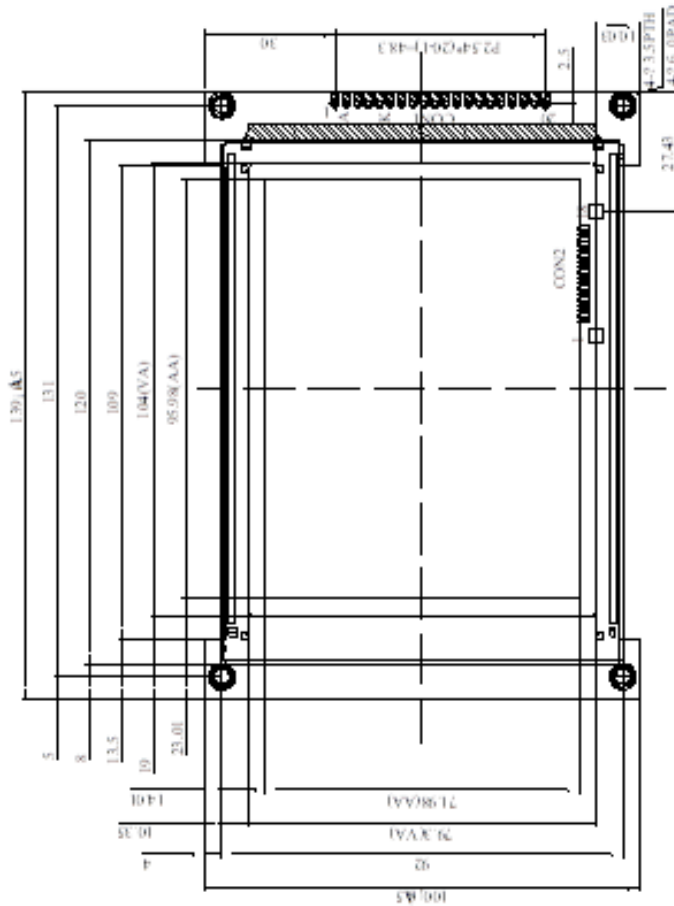
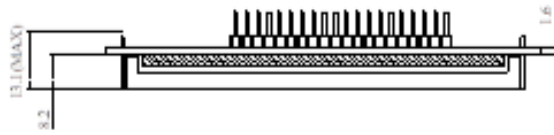
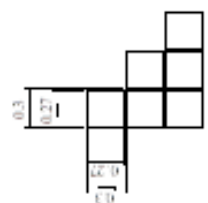


Outline Drawing

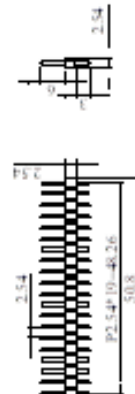
CON2	
PIN NO	SYMBOL
1	GND
2	VDD
3	VO
4	A0
5	WR
6	RD
7	DB0
8	DB1
9	DB2
10	DB3
11	DB4
12	DB5
13	DB6
14	DB7
15	CS
16	RES
17	VEE
18	SEL1



CON1	
PIN NO.	SYMBOL
1	GND
2	VDD
3	VO
4	WR
5	RD
6	CS
7	A0
8	RES
9	DB0
10	DB1
11	DB2
12	DB3
13	DB4
14	DB5
15	DB6
16	DB7
17	NC
18	VEE
19	A
20	K



DOT SIZE
SCALE 20X1



SCALE 1/1

The non-specified tolerance of dimension is ± 0.3 mm.