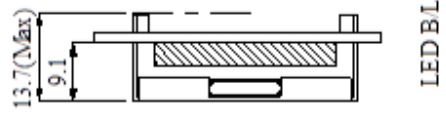
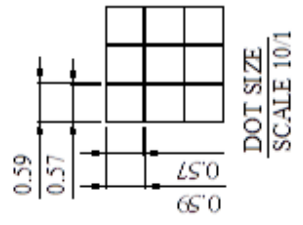
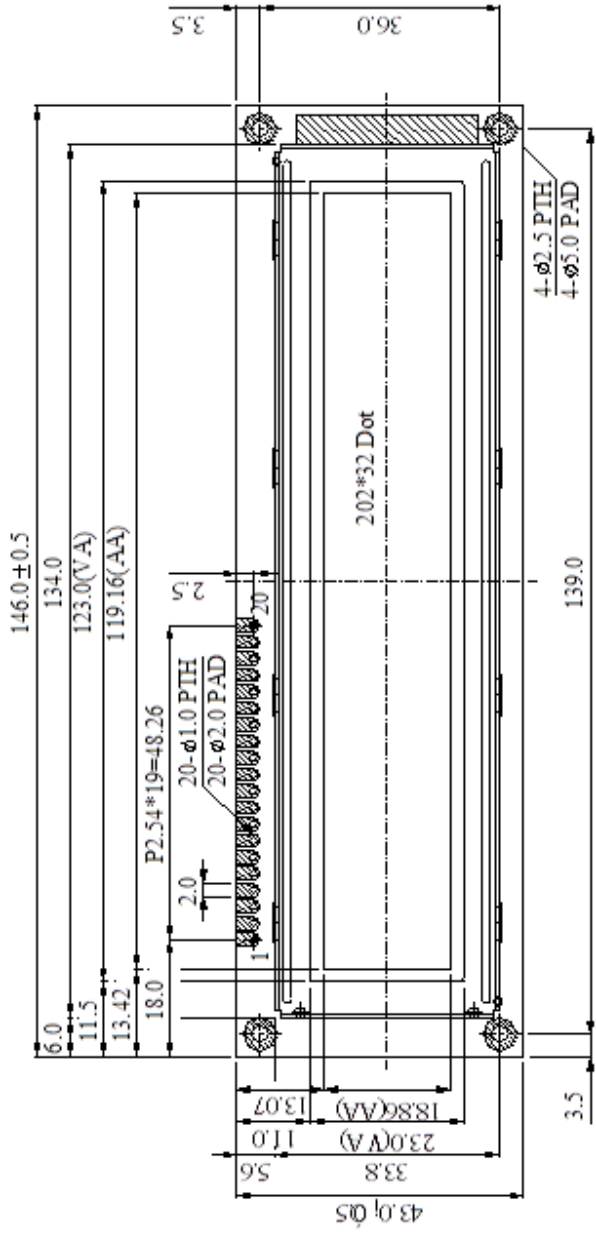


Outline Drawing

PIN NO.	SYMBOL
1	V <sub>ss</sub>
2	V <sub>dd</sub>
3	V <sub>o</sub>
4	A <sub>0</sub>
5	R/W
6	CS1
7	DB0
8	DB1
9	DB2
10	DB3
11	DB4
12	DB5
13	DB6
14	DB7
15	V <sub>ee</sub>
16	RES
17	A
18	K
19	CS2
20	CS3



LED B/L



The non-specified tolerance of dimension is ±0.3mm.