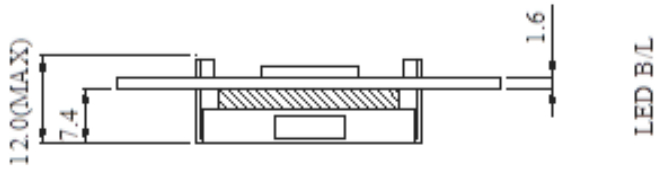
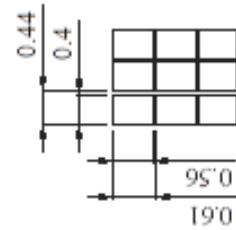
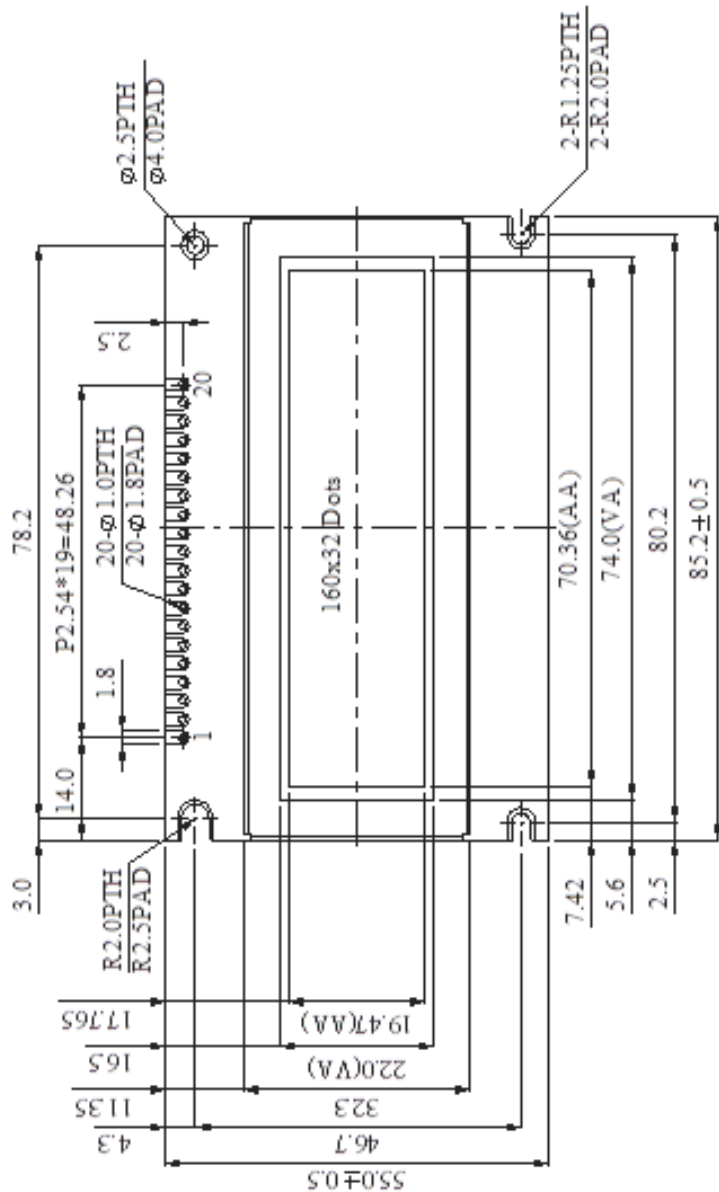


Outline Drawing

PIN NO	SYMBOL
1	V _{SS}
2	V _{DD}
3	V _O
4	A0
5	CS1
6	CS2
7	CL
8	E
9	R/W
10	DB0
11	DB1
12	DB2
13	DB3
14	DB4
15	DB5
16	DB6
17	DB7
18	RST
19	A
20	K



LED B/L



DOT SIZE
SCALE 10/1

The non-specified tolerance of dimension is ± 0.3 mm .