
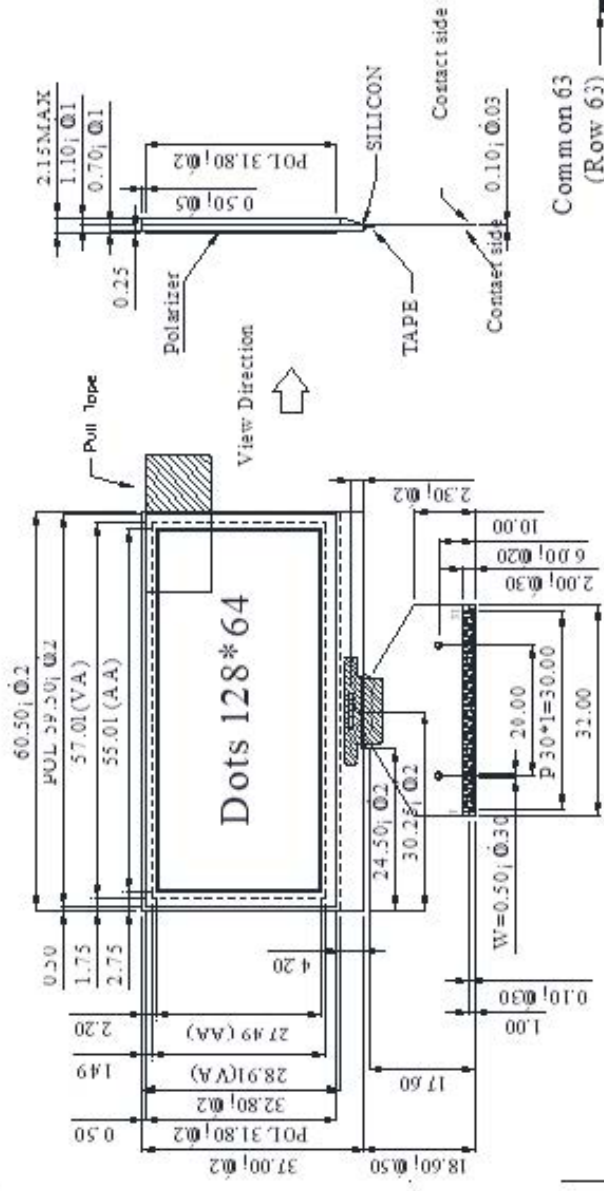
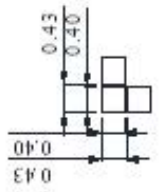


Outline Drawing

PIN NO.	SYMBOL	PIN NO.	SYMBOL
1	NC(GND)	17	CS#
2	VCC	18	NC
3	VCOMH	19	B32
4	REF	20	B51
5	D7	21	VDD
6	D6	22	NC
7	D5	23	NC
8	D4	24	NC
9	D3	25	NC
10	D2	26	NC
11	D1	27	NC
12	D0	28	NC
13	E/RD#	29	NC
14	R/W#	30	VSS
15	D/C#	31	NC(GND)
16	RES#		



The non-specified tolerance of dimension is ± 0.3mm.



Detail DOTS Scale 1:10