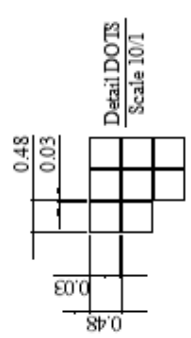
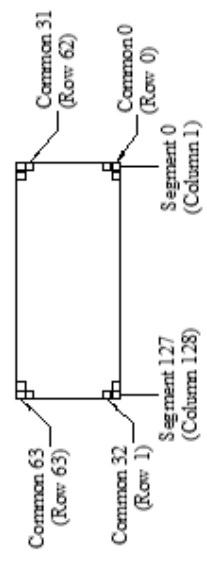
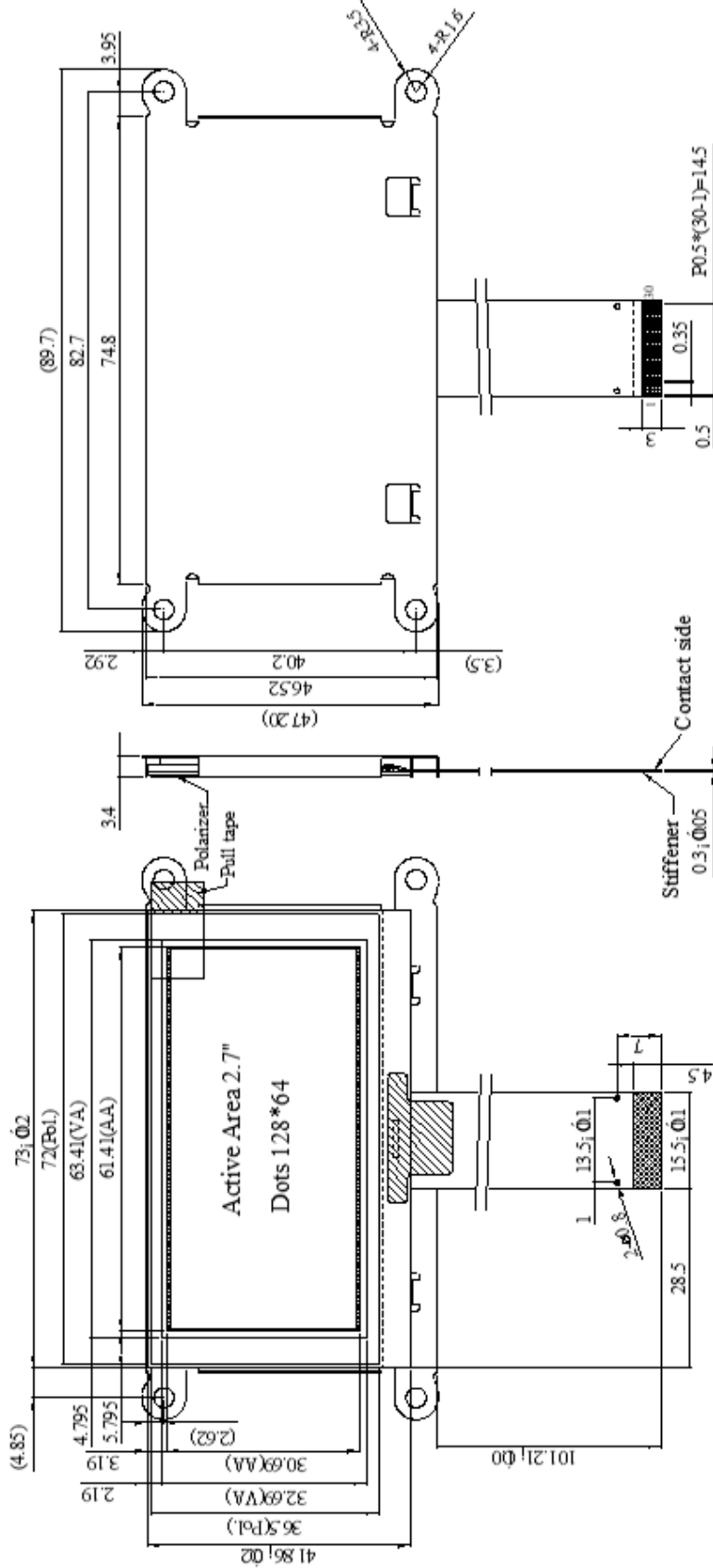


Outline Drawing

PIN	SYMBOL
1	NC
2	VCC
3	VCOM/H
4	IREF
5	D7
6	D6
7	D5
8	D4
9	D3
10	D2
11	D1
12	D0
13	E/RD#
14	R/W#
15	D/C#
16	RES#
17	CS#
18	NC
19	BS2
20	BS1
21	VDD
22	NC
23	NC
24	NC
25	NC
26	NC
27	NC
28	NC
29	VSS
30	NC



The non-specified tolerance of dimension is ± 0.3mm.