Outline Drawing

POWER JACK

2 — — 1
(GND) (12V)

CON3

PIN	SYMBOL
1	+3V3
2	SWCLK
3	GND
4	SWDIO
5	NRST
6	GND
7~16	NC

CON2

PIN	SYMBOL	PIN	SYMBOL
1	+12V	9	Reserve
2	GND	10	Reserve
3	CAN_H	11	Reserve
4	CAN_L	12	GND
5	GND	13	Reserve
6	GND	14	NC
7	NC	15	NC
8	NC	16	GND

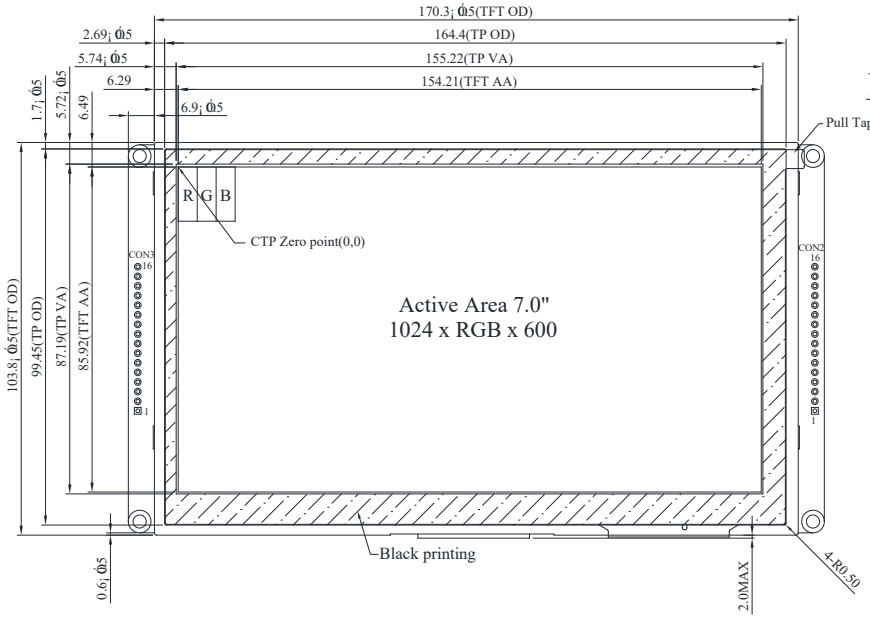

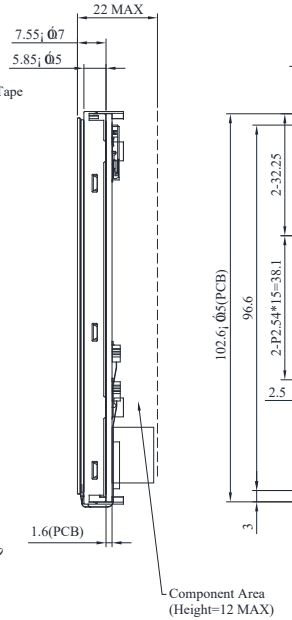

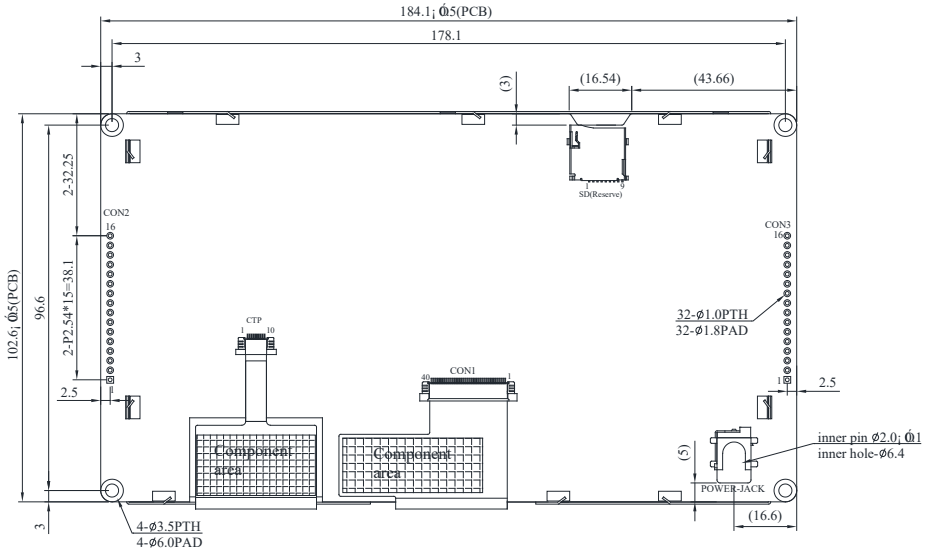

The non-specified tolerance of dimension is ¡ ó3mm.