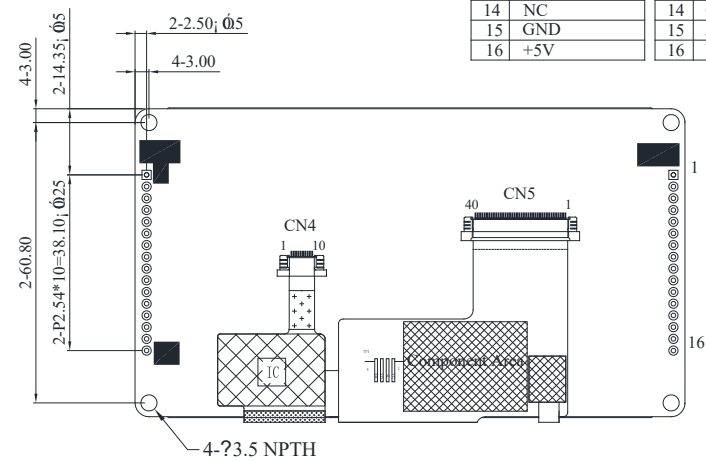
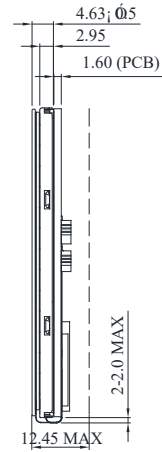
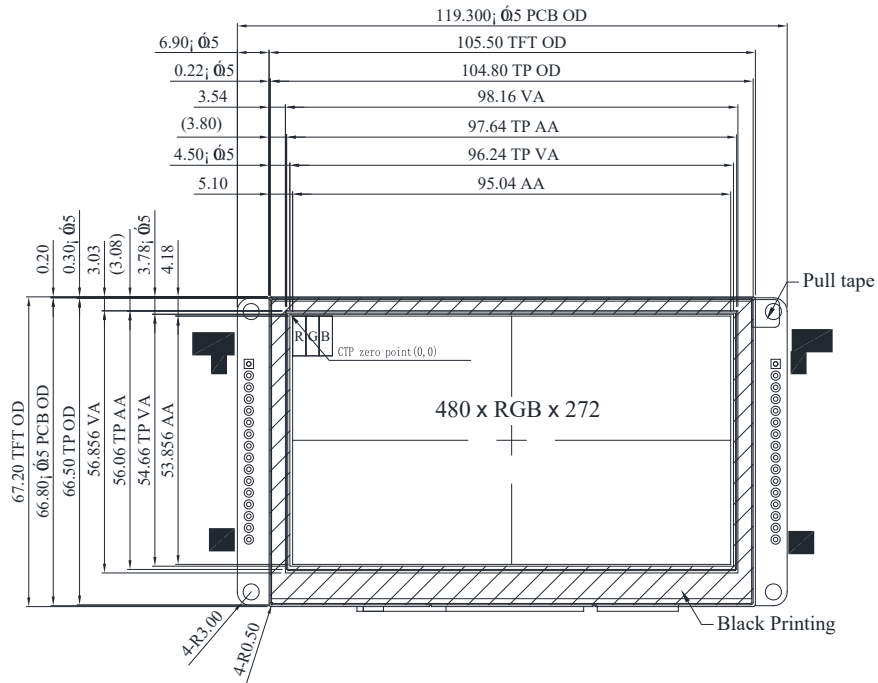


Outline Drawing



CN1		CN2	
PIN	SYMBOL	PIN	SYMBOL
1	GND	1	NC
2	RS485+	2	NC
3	RS485-	3	NC
4	VDD 5V	4	NC
5	GND	5	NC
6	NC	6	NC
7	NC	7	NC
8	VDD 5V	8	NC
9	NC	9	NC
10	NC	10	GND
11	GND	11	JTAG SWDO
12	GND	12	NRST
13	NC	13	JTAG SWDI
14	NC	14	GND
15	GND	15	JTAG SWCLK
16	+5V	16	VDD3V

The non-specified tolerance of dimension is  $\pm 0.3$  mm.