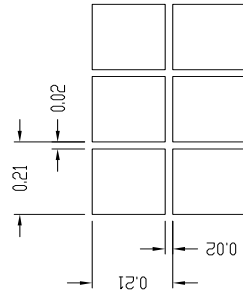
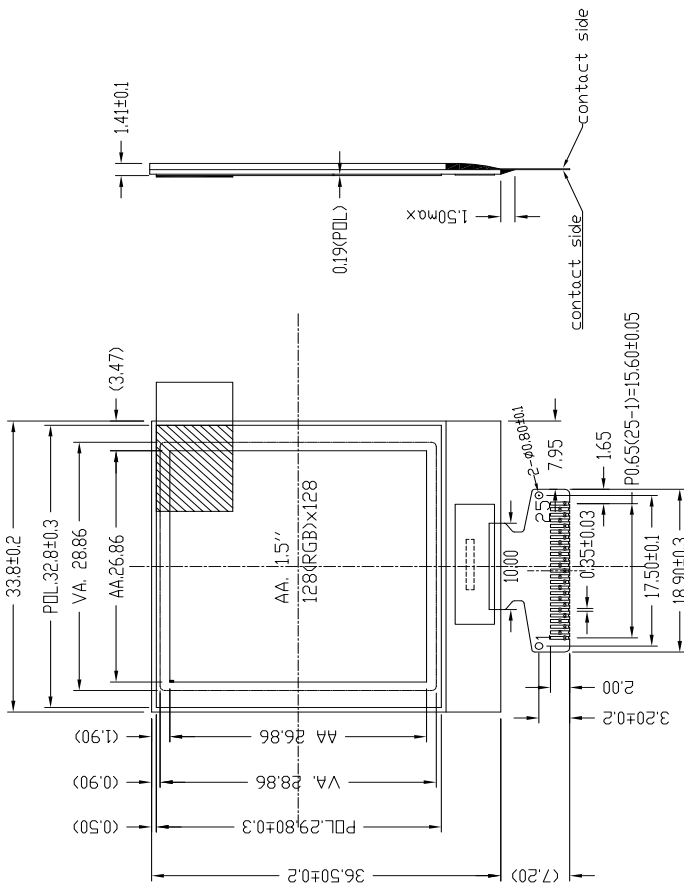
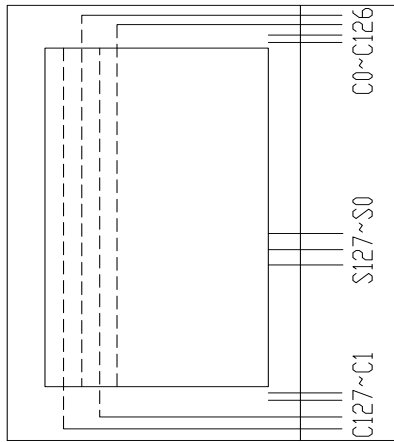


Outline Drawing

PIN FUCTION		
PIN	SYMBOL	PIN SYMBOL
1	VSS	WR#
2	VCC	RD#
3	VCOMH	D0
4	GPIO	D1
5	VCI	D2
6	VDD	D3
7	BS1	D4
8	BS2	D5
9	VSS	D6
10	IREF	D7
11	CS#	VCC
12	RES#	VSS
13	D/C	



- NOTES:
- 1.DISPLAY: OLED/WHITE
 - 2.DRIVE IC: SSD1327Z
 - 3.Interface : Parallel, SPI, I2C
 - 4.General Tolerance : ±0.3mm
 - 5.RoHS Comliocant

SCALE 40 : 1

DLC Display Co., Limited

www.dlcdisplay.com

DRAWN BY:	TITLE: DLC0150CNOG-W	
CHECKED BY:		SCALE:
APPROVED BY:	DWG NO:	UNIT: mm
CONFIRMED BY:	DWG NAME:	SHEET NO: OF